

Wildwood Stables/Acadia National Park 2025 Boarder Information Packet

All visitors to Acadia National Park are required to display a vehicle park pass. There are many options, and best to purchase one before you get to the park. Pass information is available at <https://www.nps.gov/acad/planyourvisit/fees.htm>.

Welcome. This boarder packet is meant to help you with you stay in Acadia National Park.

Check In

Check in after 11am. Check in at the Carriage Tour office attached to the large white barn up by the restrooms.

Do not unload horses until proof of vaccinations, negative Coggins, and CVI (if applicable) have been inspected by the office staff of Acadia by Carriage.

It is important to have neatly organized, printed copies of all the necessary vaccine documentation. We will need to make photocopies and keep for our records. There is no wifi available and limited cell coverage. Digital copies of vaccines are only accepted PRIOR to arrival. See vaccine requirements below.

Office hours are 8:30am – 4:30pm. (207) 600-7204, info@acadiabycarriage.com.

If you will be arriving after office hours, please call before closing time with your best guess ETA. Upon arriving after office hours, please come find an employee in the employee campsite area located above the boarder campsites before unloading your horses and present your health papers.

Please adhere to your assigned stalls/campsites. Even if a stall or campsite is empty, people may be arriving at Wildwood later than you.

One bag of shavings will be in each stall upon your arrival. Please put empty shavings bags in the receptacle behind each barn. We are attempting to recycle these and appreciate your assistance in this matter.

Hay and shavings are available for purchase at the carriage tour office in the big white barn.

Boarder Vaccine Requirements. The address listed on paperwork dictates residency.

Maine Equine Residents:

- Current Negative Coggins (within 3 years of arrival date)
- Proof of EHV-1 (Rhino) vaccine (dated 14+ days prior to arrival date)
- Proof of Rabies vaccination (within 1 year of arrival date)

Out of State Equines:

- Certificate of Veterinary Inspection (within 30 days of arrival date)
- Current Negative Coggins (within 1 year of arrival date)
- Proof of EHV-1 (Rhino) vaccine (dated 14+ days prior to arrival date)
- Proof of Rabies vaccination (within 1 year of arrival date)

The above information must be presented for review before you unload your horse.

Acknowledgment of Responsibility

Sign Acknowledgment of Responsibility form upon check in at office. Names and signatures of all persons in your party is *required*.

Check Out

Please check out by 10am unless prior arrangements have been made with the office staff of Acadia by Carriage.

Please clean and strip your stall and before leaving. There will be a \$50 charge for any stall left uncleaned.

We provide wheelbarrows, manure forks, brooms, shovels and rakes. Please deposit manure/shavings in the dump trailer located alongside Barn A.

Refund/Cancellation Policy

Reservations can be made:

- Online starting January 2nd www.acadiabycarriage.com
- By phone starting January 2nd 207-600-7204
- In person during the season at the office at Wildwood Stables

Payment in full is required at the time reservations are made in order to confirm reservations.

Refunds for cancellations, minus a 5% cancellation fee, can be made up until midnight 10 days before your scheduled arrival date.

No refunds will be issued for cancellations made less than 10 days of your scheduled arrival date.

**Please keep in mind that reserving stalls and campsites prevents other visitors from using these facilities. Cancellations or planned changes to your stay should be made as far in advance as possible. Thank you.*

Boarder and Campground rules

- Boarding at Wildwood Stables is self-care. There are wheelbarrows, manure forks, rakes and brooms available for your use.
- Please bed stalls lightly to limit the waste to be removed from the park.
- Quiet time is 10pm – 6am. No generators allowed during quiet hours or in the trailer parking area near the boarder barns.
- NO SMOKING near barns and buildings. Smoking is allowed at the campground fire pit.
- Dogs MUST be on a leash no longer than 6' at all times.
- Please clean up after your dog.
- No stallions allowed on the premises.
- No ponying allowed.
- Horses need to remain on designated paths to the carriage road. See map.
- Riding up and down the paved road is not allowed. Use the designated crossing from the stables to the campground road leading to the carriage roads. Horses are not allowed on any of the parks auto roads, including the dirt drive into the stables.
- To limit erosion and muddying the area, please hose off/bathe horses only at the wash rack located alongside Barn C.
- Please leave the stall feed doors secured permanently closed for your horse's safety.
- Fires are only allowed in the public fire pit (see map) or a fully contained unit such as a SoloStove. No fires are allowed on the ground.

Campsites

The campsites at Wildwood are meant to be part of the unique horse-centric experience at Acadia National Park. Keeping this in mind, we ask that folks use facilities accordingly. There are other campgrounds on Mount Desert Island that cater to non-horse camping. Lot's of commotion and bike riding becomes a safety issue around the horses. Keeping the area horse-centric will ensure that we have these facilities to enjoy for years to come.

The campsites are limited the gravel pads adjacent to the power/sewer/water hook ups. Visitors are not allowed to spill outside of that area whether it be tents, trailers or vehicles. If vehicles don't fit on the gravel area at your campsite, please park over by the boarding barn to allow plenty of room for horses and carriage drivers accessing the carriage roads.

Checklist for checking in at Wildwood Stables in Acadia National Park

Vaccine information must be presented for review before you unload your horse.

- Purchase/print out Acadia Park Pass

Maine (In-State) Horses: The address listed on paperwork dictates residency.

- Current Negative Coggins (within 3 years of arrival date)

Make sure your Coggins shows a negative result. Last year we had several people arrive with printed Coggins that didn't show any results. Check before you depart for Acadia.

- Proof of EHV-1 (Rhino) vaccine (dated within 1 year but no less than 14+ days prior to arrival date)

- Rabies Vaccination Certificate (within 1 year of arrival date)

Out of State Equines: The address listed on paperwork dictates residency.

- Certificate of Veterinary Inspection (within 30 days of arrival date)

- Current Negative Coggins (within 1 year of arrival date)

Make sure your Coggins shows a negative result. Last year we had several people arrive with printed Coggins that didn't show any results. Check before you depart for Acadia.

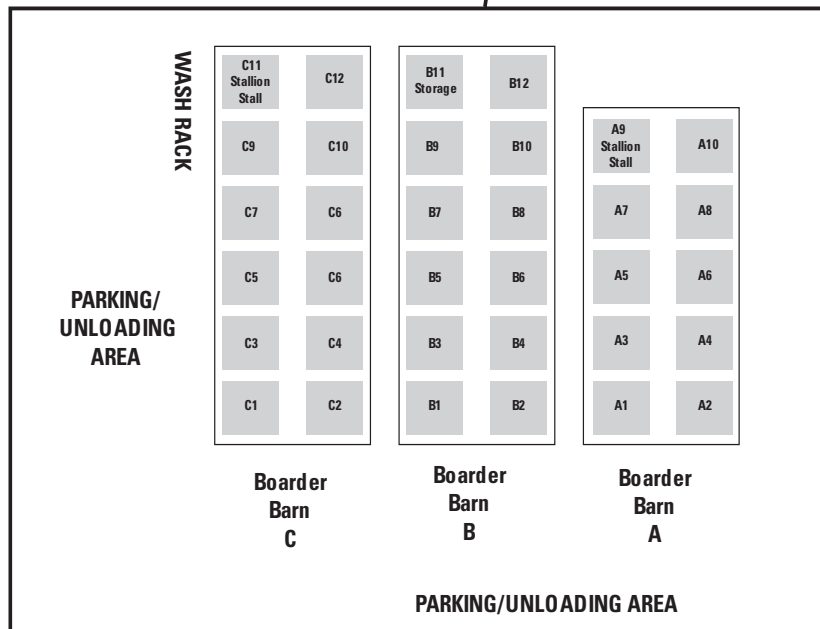
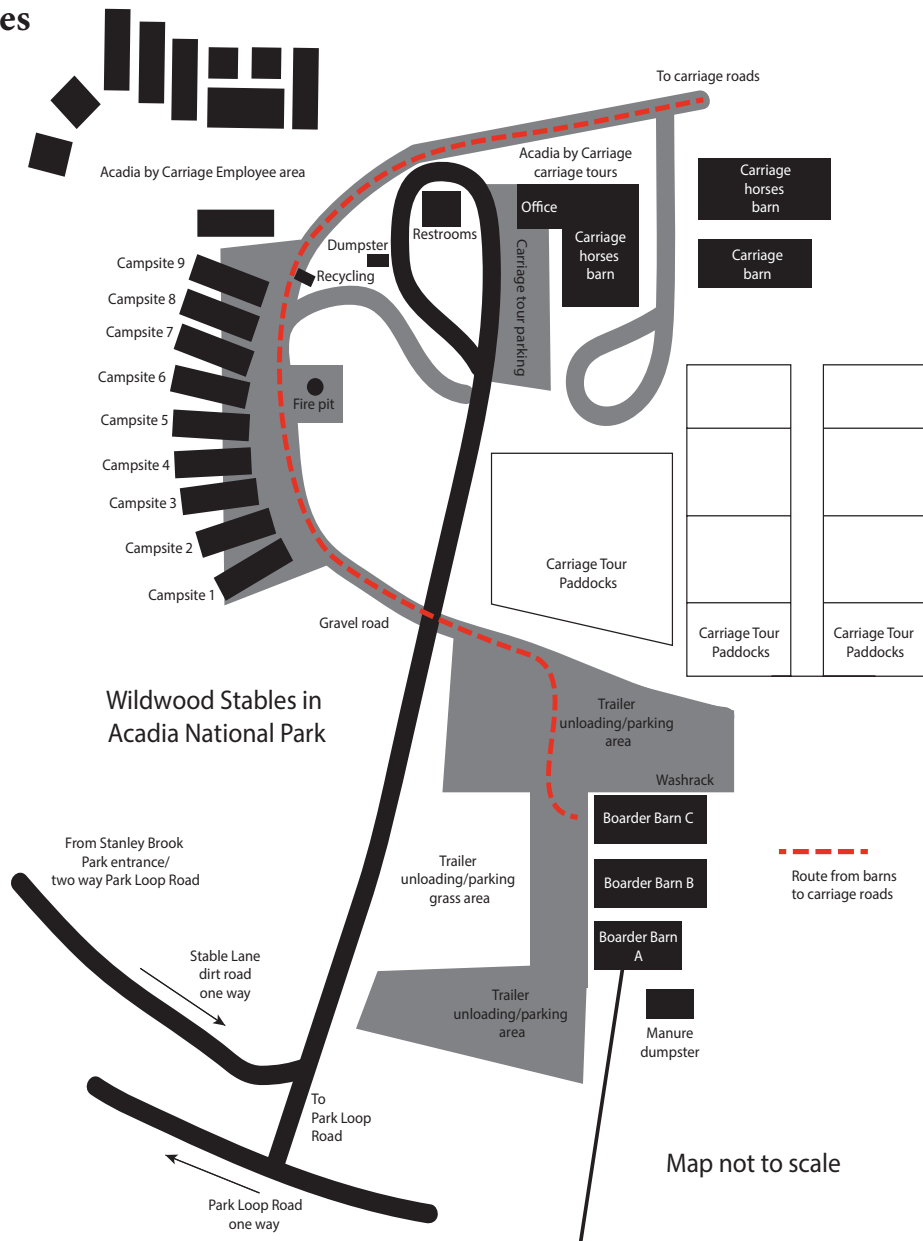
- Proof of EHV-1 (Rhino) vaccine (dated within 1 year but no less than 14+ days prior to arrival date)

- Rabies Vaccination Certificate (within 1 year of arrival date)

It is important to have neatly organized, printed copies of all the necessary vaccine documentation. We will need to make photocopies and keep for our records. There is no wifi available and limited cell coverage. Digital copies of vaccines are only accepted PRIOR to arrival.

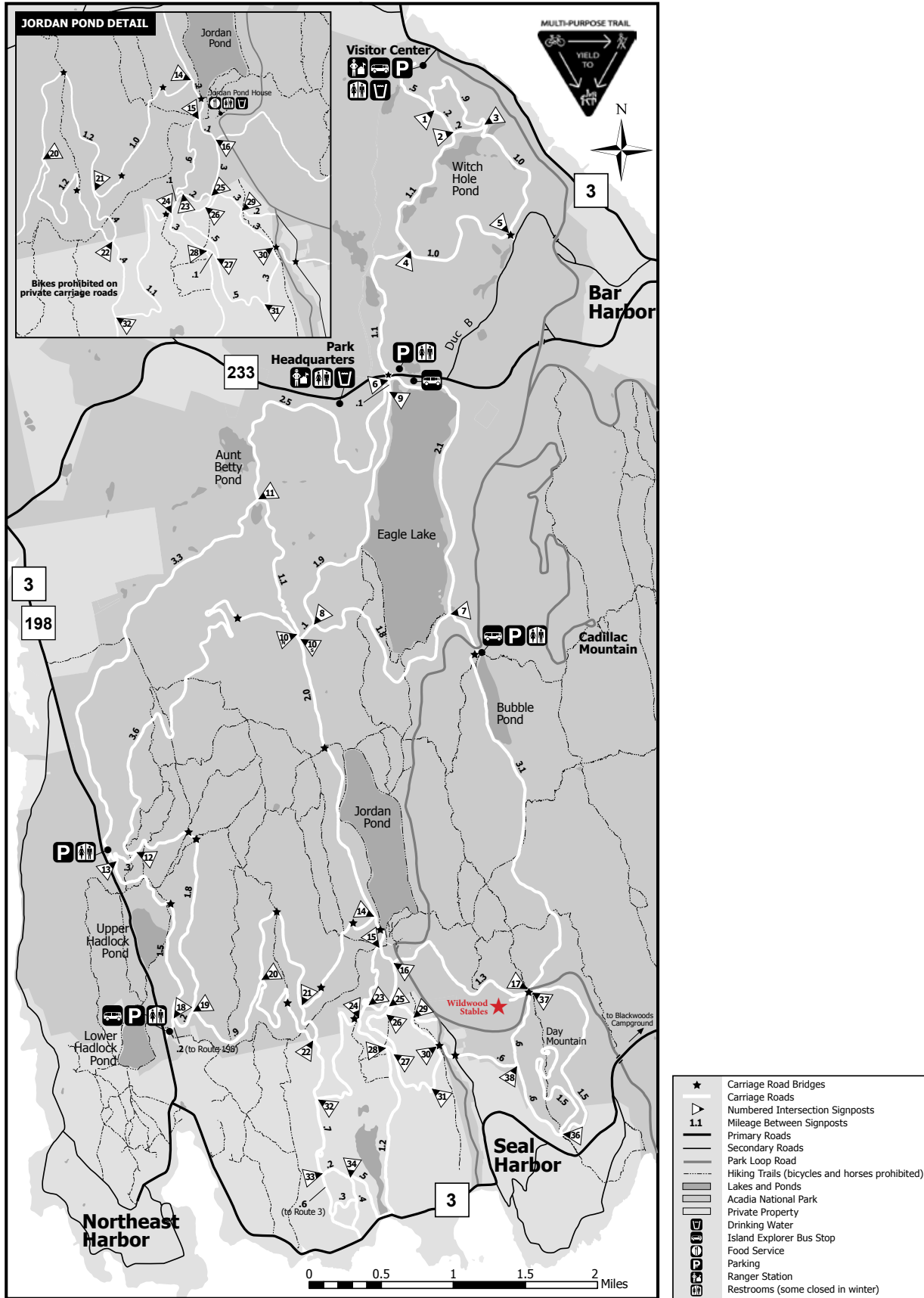
All of these documents are required for ALL horses. It is horse owner's responsibility to make sure all of these requirements are met.

Wildwood Stables Area Map





Carriage Road User's Map







Left to right: Bicyclists near Eagle Lake, Jordan Pond Gate Lodge, horseback riders, Waterfall Bridge

The Carriage Roads of Acadia National Park

Forty-five miles of rustic carriage roads, the gift of philanthropist John D. Rockefeller Jr. and family, weave around the mountains and valleys of Acadia National Park. Rockefeller, a skilled horseman, wanted to travel on motor-free byways via horse and carriage into the heart of Mount Desert Island. His construction efforts from 1913 to 1940 resulted in roads with sweeping vistas and close-up views of the landscape. His love of road building ensured a state-of-the-art system.

Rockefeller's interest in road building grew naturally from his father's. John D. Rockefeller Sr., the founder of Standard Oil, had built and landscaped carriage roads on his Ohio and New York estates. From his father the junior Rockefeller learned many techniques that he applied to building his Mount Desert Island carriage roads.



Carriage road bridges, top to bottom: Hadlock Brook Bridge, Deer Brook Bridge, Stanley Brook Bridge. Right: Little Harbor Brook Bridge

State-of-the-Art Roads

Acadia's carriage roads are the best example of broken-stone roads—a type of road commonly used at the turn of the 20th century—in America today. They are true roads, approximately 16 feet wide, constructed with methods that required much hand labor.

The roads were engineered to contend with Maine's wet weather. Stone culverts, wide ditches, three layers of rock, and a substantial six- to eight-inch crown ensured good drainage.

Rather than flattening hillsides to accommodate the roads, breast walls and retaining walls were built to preserve the line of hillsides and save trees. Rockefeller, naturally gifted with the eye of a landscape architect, aligned the roads to follow the contours of the land and to take advantage of scenic views. He graded the roads so they were not too steep or too sharply curved for horse-drawn carriages.

Road crews quarried island granite for road material and bridge facing. Roadsides were landscaped with native vegetation such as blueberries and sweet fern. The use of native materials helped blend the roads into the natural landscape.

An Integrated System

Rockefeller participated in the construction process. He walked areas staked out for road alignment and observed work in progress. He knew the laborers by name and used experts to design the bridges and engineer the roads. Throughout it all, he paid rapt attention to the most minute details, from the placement of coping stones to the cost of a running foot of road.

Following are some elements that unify the carriage road system:

Coping Stones: Large blocks of granite lining the roads serve as guardrails. Cut roughly and spaced irregularly, the coping stones create a rustic appearance. These coping stones have been affectionately called "Rockefeller's teeth."

Signposts: Cedar signposts were installed at intersections to direct carriage drivers. The posts were stained with Cabots shingle stain #248. The lettering was painted first with one coat of flat yellow paint, then with another coat of enamel yellow. Today, numbers that match maps and guidebooks are attached to the signposts and help carriage road users find their way.

Roadside Grooming and Landscaping: Rockefeller employed a crew of foresters to remove debris from the roads and roadsides. Nationally known landscape architect Beatrix Farrand consulted on planting designs to frame vistas and bridges and to heal scars left behind by carriage road construction. The Fire of 1947 destroyed much of her work.

Gate Lodges: Two gate lodges, one at Jordan Pond and the other near Northeast Harbor, ornament the roads and serve as impressive welcomes to the system. A third gate lodge was planned at Eagle Lake, but was never built. During carriage road construction, engineer Paul Simpson and his family lived at the Jordan Pond Gate Lodge.

Bridges: Rockefeller financed 16 of 17 stone-faced bridges, each unique in design, to span streams, waterfalls, roads, and cliffsides. The bridges are steel-

reinforced concrete, but the use of native stone for the facing gives them a natural appearance. Over time, the stone cutters grew very skilled and Rockefeller often requested them not to cut the facing too well lest the rustic look be lost.

The result of Rockefeller's vision and attention to detail is an integrated system of carriage roads that blends harmoniously with the landscape.

The Carriage Roads Today


Maintaining the extensive carriage road system is no easy task, and the National Park Service could not do it alone. Between 1992 and 1995, an extensive rehabilitation of the carriage roads was financed by federal construction funds along with matching private funds from Friends of Acadia, a nonprofit organization dedicated to protecting the outstanding natural beauty, ecological vitality, and cultural distinctiveness of Acadia National Park and surrounding communities. Woody vegetation was removed from roads, shoulders, and ditches, and drainage systems were reestablished to arrest erosion. The crown and subgrade layers were restored, and new surface materials were applied to replace thousands of cubic yards washed away over the years. Coping stones were reset or replaced, and some of the historic vistas that once greeted horseback riders, carriage drivers, and walkers were reopened.

To ensure that the carriage roads will continue to be maintained close to their original condition, the park has formed a partnership with Friends of Acadia. In 1995, Friends of Acadia established an endowment to help protect the carriage roads in perpetuity. Each year, the organization contributes more than \$200,000 from this endowment to the park for carriage road maintenance. Volunteers working under the guidance of Friends of Acadia contribute thousands of hours cleaning ditches and culverts, clearing brush, and assisting park staff with other restoration projects. The commitment demonstrated by Friends of Acadia in maintaining the carriage roads is only one of many ways the organization helps support the park.

A portion of park user fees, authorized by the Recreational Fee Demonstration Program, also helps fund carriage road maintenance. Between 2001 and 2005, federal funds and park user fees paid for a major re-pointing, cleaning, and water-proofing of all carriage road bridges within the park. User fees have also funded annual projects, including repairing stone walls and opening overgrown vistas. More than one hundred vistas have been cleared in the past ten years.

A Spirit of Philanthropy

Park volunteers, visitors, and groups like Friends of Acadia are continuing a tradition of philanthropy begun by John D. Rockefeller Jr. and other early conservationists. Their valuable contributions of time, effort, and funds help protect the park and improve the quality of your experience. For more information about joining in these efforts, stop at Hulls Cove Visitor Center or visit the Friends of Acadia website at www.friendsofacadia.org. Such generous spirit allows the park to better meet its mission of protecting and preserving its cultural and natural resources for present and future generations.



EXPERIENCE YOUR AMERICA™
The National Park Service cares for special places saved by the American people so that all may experience our heritage.

Directions

Wildwood Stables is located at 49 Dane Farm Rd, Mt Desert, ME 04660 in Acadia National Park. It is easiest to head to the village of Seal Harbor and use the Stanley Brook entrance to the park. The Stanley Brook entrance is on the left directly across from the small sandy town beach. If your rig is taller than 10' 4", please contact us for an alternate route without the low bridge.

If you use the navigation app, what3words, here is the location of the Stanley Brook entrance to the park
///ember.laminate.ventilator, and the turn off for the dirt road leading to the stables,
///straddling.informers.origin.

